

Signing Standards
Manual

Volume 2
July 1, 2008

Forward:

Table of Contents

Designers:
Mayer/Reed, Jon Bentz Design, Scott AG

Volume 1

Forward:

Table of Contents	Forward 1
Introduction	Forward 2
Design Team	Forward 3
How To Use This Manual	Forward 4
Sign Family	Forward 5
How Metro Produces a Sign	Forward 6
Metro Sign Stakeholders	Forward 7

Section 1: Bus Stop Sign Types

Section 1 Table of Contents	1.0
Sign Family	1.1
Sign Type A.1	1.3
Sign Type A.2	1.4
Sign Type B.1	1.5
Sign Type B.2	1.6
Sign Type C.1	1.7
Sign Type C.2	1.8
Route Block Organization Methods	1.9
Accessory Sign Type J.1B/C	1.10
Accessory Sign Type J.2.A & J.2.B/C	1.11
Accessory Sign Type J.3.A & J.3.B/C	1.12
Accessory Sign Type J.4.A & J.4.B/C	1.13
Using More Than 1 Accessory Sign Type	1.14

Section 2: Customer Information

Display Signs Overview

Section 2 Table of Contents	2.0
Sign Family	2.1
Sign Type D.1	2.2
Sign Type D.2	2.3
Sign Type D.3	2.4
Sign Type M.1, M.2, M.3	2.5
Sign Type N.1, N.2, N.3	2.6

Section 3: Identification Signs Overview

Section 3 Table of Contents	3.0
Sign Family	3.1
Sign Type E.1	3.2
Sign Type E.2	3.3
Sign Type F.1	3.4
Sign Type F.2	3.5
Sign Type H.1	3.6

Section 4: RapidRide Signs

Section 4 Table of Contents	4.0
-----------------------------	-----

Section 5: Other Signs

Section 5 Table of Contents	5.0
-----------------------------	-----

Section 6: Bus Stop Signs Graphic Standards

Section 6 Table of Contents	6.0
Colors	6.1
Typography	6.2
Service Symbols	6.3
Metro Logo	6.4
Bus Stop Identity	6.5
Rider Information	6.6
Route Block	6.7
Route Block Symbol Placement Templates	6.8
Stop Information Block	6.9
Stop Name Block	6.10
Lift Use Symbols	6.11
Zone Specific Rider Information	6.12

Section 7: Temporary Signs

Section 7 Table of Contents	7.0
Rider Alert Graphic Layout	7.1
Rider Alert Sign Locations	7.2

Volume 2

Forward:

Table of Contents	Forward 1
Sign Family & Procurement	Forward 2

Section 8: Fabrication

Section 8 Table of Contents	8.0.1
Sign Type A.1	8.1.1
Sign Type A.2	8.2.1
Sign Type B.1	8.3.1
Sign Type B.2	8.4.1
Sign Type C.1	8.5.1
Sign Type C.2	8.6.1
Sign Type D.1	8.7.1
Sign Type D.2	8.8.1
Sign Type D.3	8.9.1
Sign Type E.1	8.10.1
Sign Type E.2	8.11.1
Sign Type F.1	8.12.1

Sign Type H.1	8.13.1
Sign Type J.1	8.14.1
Sign Type J.2	8.15.1
Sign Type J.3	8.16.1
Sign Type J.4	8.17.1
Sign Type M.1, M.2, M.3	8.18.1
Sign Type N.1, N.2, N.3	8.19.1
Rider Alert at B.1, B.2, C.1, C.2	8.20.1

Section 9: Installation

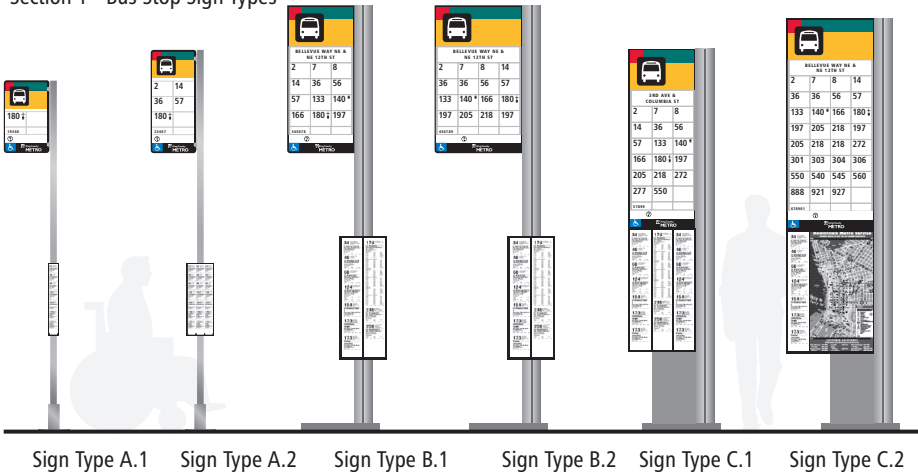
Section 9 Table of Contents	9.0.1
Sign Types A.1, A.2	9.1.1
Sign Types B.1, B.2	9.2.1
Sign Types C.1, C.2, D.1	9.3.1
Sign Type D.2	9.4.1
Sign Type D.3	9.5.1
Sign Type E.1, E.2	9.6.1
Sign Types F.1, F.2	9.7.1
Sign Type H.1	9.8.1
Sign Types J.1B/C, J.3B/C	9.9.1
Sign Types J.2A, J.4A	9.10.1
Sign Types J.2B/C, J.4B/C	9.11.1
Sign Type J.3A	9.12.1
Sign Types N.1, N.2, N.3	9.13.1
Rider Alert at B.1, B.2, C.1, C.2	9.14.1

Section 10: Appendix

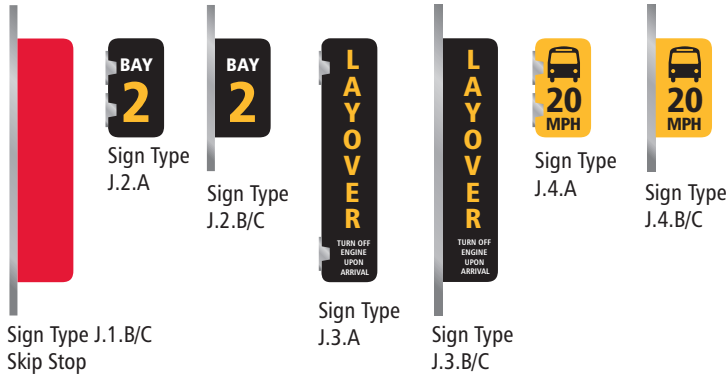
Section 10 Table of Contents	10.0.1
Specifications	10.1.1
Structural Engineering	10.2.1

Sign Family

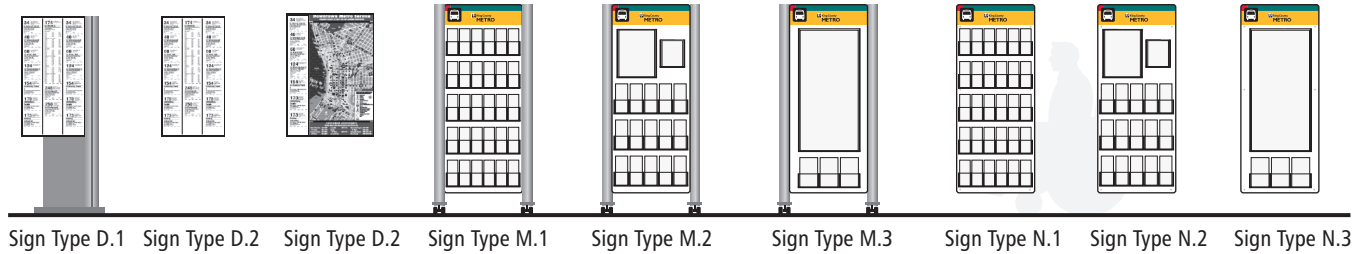
Section 1 - Bus Stop Sign Types



Section 1 - Accessory Bus Stop Sign Types



Section 2 - Customer Information Display Sign Types



Section 4 - Identification Sign Types

